


APPLICATION

For use in equipment insulated with oil fluid, typically for transformers, switchgear, capacitors...

TECHNICAL CHARACTERISTICS

Each bushing is tested for AC withstand and partial discharge prior to leaving the factory.



DESIGN

The equipment bushing is a moulded epoxy insulated part in accordance with CENELEC EN 50180.

SPECIFICATIONS AND STANDARDS

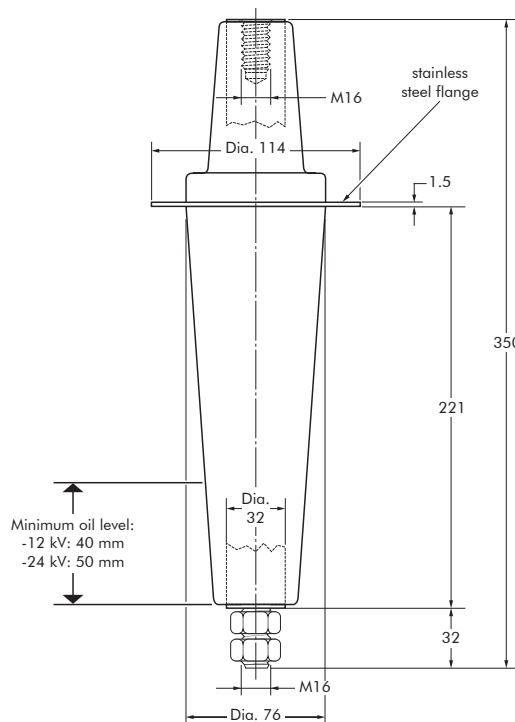
The bolted type equipment bushings 672T1 meet the requirements of IEC 60137.

ORDERING INSTRUCTIONS

To order the equipment bushing, specify the type.

For use in potentially explosive atmospheres (for 12 kV max.).

Order: -/ATEX.



6/10 (12) kV
6.35/11 (12) kV
8.7/15 (17.5) kV
12/20 (24) kV
12.7/22 (24) kV

Up to 24 kV - 1250 A

EUROMOLD®

In mm.

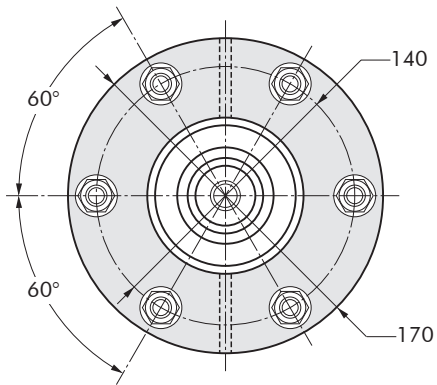
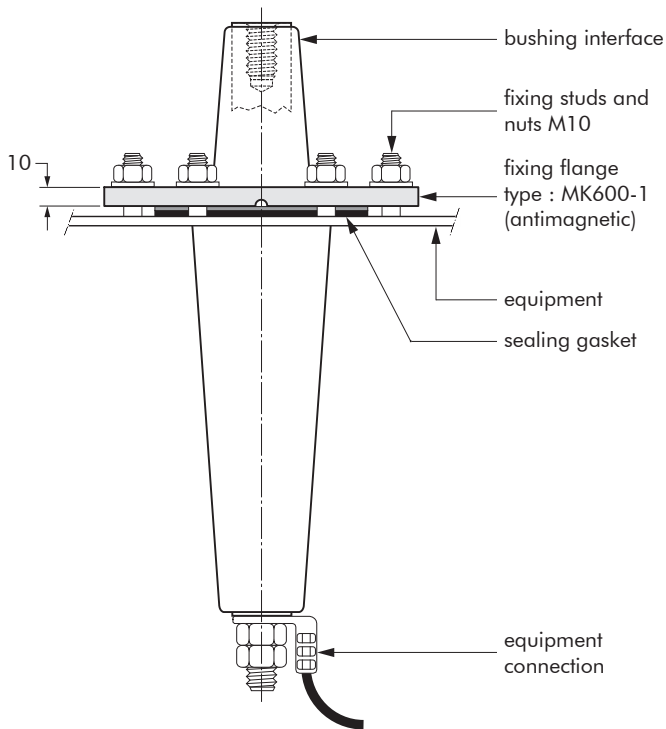
Equipment bushing type	Voltage Um (kV)	Current Ir (A)
672T1	12	1250
K672T1	24	1250

FIXINGS FOR EQUIPMENT BUSHINGS

672T1 BUSHING

BUSHING FIXING FLANGE

To order the bushing fixing flange, simply specify MK600-1.



In mm.