

APPLICATION

Separable elbow connector designed to connect polymeric insulated cable to equipment (transformers, switchgear, motors...).

Also connects cable to cable, using the appropriate mating part.

DESIGN

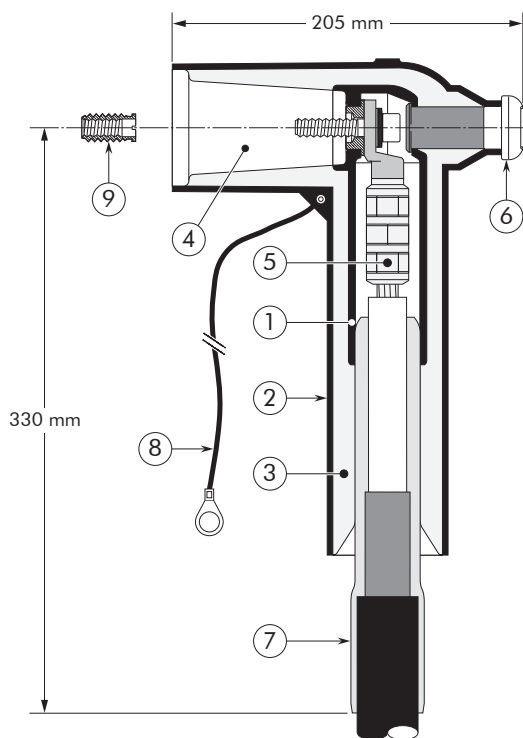
Separable connector comprising:

1. Conductive EPDM insert.
2. Conductive EPDM jacket.
3. Insulating EPDM layer moulded between the insert and the jacket.
4. Type C - 630 A interface as described by CENELEC EN 50180 and 50181.
5. Conductor connector (not included in the standard kit).
6. Insulating plug.
7. Cable reducer.
8. Earthing lead.
9. Transition contact M10/M16.

The screen break design enables cable outer sheath testing without removing or dismantling the connector.

TECHNICAL CHARACTERISTICS

- The thick conductive EPDM jacket provides a total safe to touch screen which ensures safety for personnel.
- Each separable connector is tested for AC withstand and partial discharge prior to leaving the factory.



6/10 (12) kV
6.35/11 (12) kV
8.7/15 (17.5) kV
12/20 (24) kV
12.7/22 (24) kV

Up to 24 kV - 630 A

EUROMOLD®

SPECIFICATIONS AND STANDARDS

The 400LB separable connector meets the requirements of CENELEC HD 629.1.

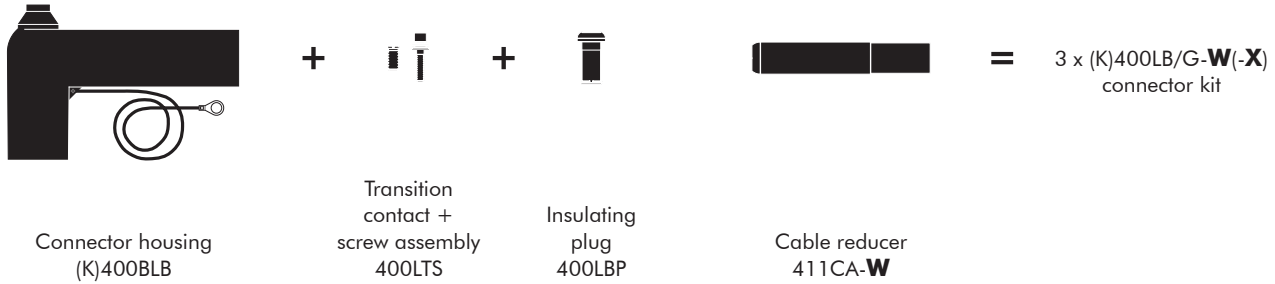
Separable connector type	Voltage U_m (kV)	Current I_r (A)	Conductor sizes (mm ²)	
			min	max
400LB/G	12	630	25	300
K400LB/G	24	630	25	300

05/2017

KIT CONTENTS

The complete (K)400LB/G elbow connector kit comprises 3 x the following components:

The kit also comprises silicone grease, field control mastic and installation instructions.



ORDERING INSTRUCTIONS

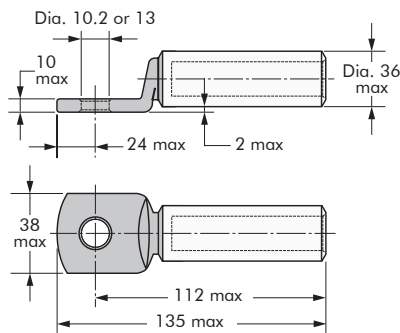
Select the part number which gives the best centring to the cable core insulation diameter. Add a 'K' for use up to 24 kV.

EXAMPLE:

The copper wire screened cables are 24 kV, 240 mm² stranded aluminium with a diameter over core insulation of 32.2 mm. Order 3 x K400LB/G-27 elbow connector kit.

TABLE W

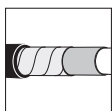
Ordering part number	Dia. over core insulation (mm)	
	min	max
3 x 400LB/G-11	12.0	17.5
3 x 400LB/G-15	16.0	22.0
3 x 400LB/G-19	20.0	26.5
3 x 400LB/G-22	23.5	31.0
3 x 400LB/G-25	26.5	32.5
3 x 400LB/G-27	28.5	37.5



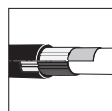
In mm.

NOTES:

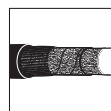
We do not supply the compression lugs in the standard kit. All types of cable lugs can be used. The lugs must be within the dimensions specified and the palm of the lug must be copper or any equivalent alloy.



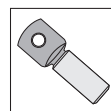
For use with copper tape screened cables. Order: Kit MT.



For use with Alupe or C 33-226 cables. Please contact our representative.



For use with fabric tape (graphite) screened cables. Order additional semi-conductive tape (type TSC).



Can be supplied with cable lugs.



For applications outdoors and in humid climate. Order: +MWS.



Components can be ordered individually.