

(K)(M)(P)909PB

INTERFACE F COUPLING CONNECTOR

APPLICATION

Separable coupling connector (bolted type) for dual cable arrangement. It has been designed to be used with 909TB separable tee connectors.

TECHNICAL CHARACTERISTICS

- The thick conductive EPDM jacket provides a total safe to touch screen which ensures safety for personnel.
- Each separable connector is tested for AC withstand and partial discharge prior to leaving the factory.

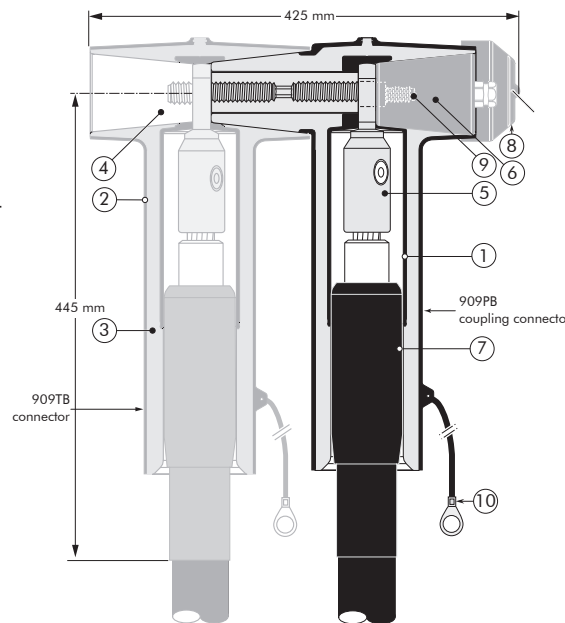


DESIGN

Separable connector comprising:

1. Conductive EPDM insert.
2. Conductive EPDM jacket.
3. Insulating EPDM layer moulded between the insert and the jacket.
4. Interface to fit 909TB.
5. Conductor contact.
6. Basic insulating plug.
7. Cable reducer.
8. Conductive rubber cap.
9. Stud+nut+washer.
10. Earthing lead.

The screen break design enables cable outer sheath testing without removing or dismantling the connector.



6/10 (12) kV
6.35/11 (12) kV
8.7/15 (17.5) kV
12/20 (24) kV
12.7/22 (24) kV
18/30 (36) kV
19/33 (36) kV
20.8/36 (42) kV

Up to 42 kV - 2500 A

EUROMOLD®

SPECIFICATIONS AND STANDARDS

The 909PB separable connector meets the requirements of CENELEC HD 629.1.

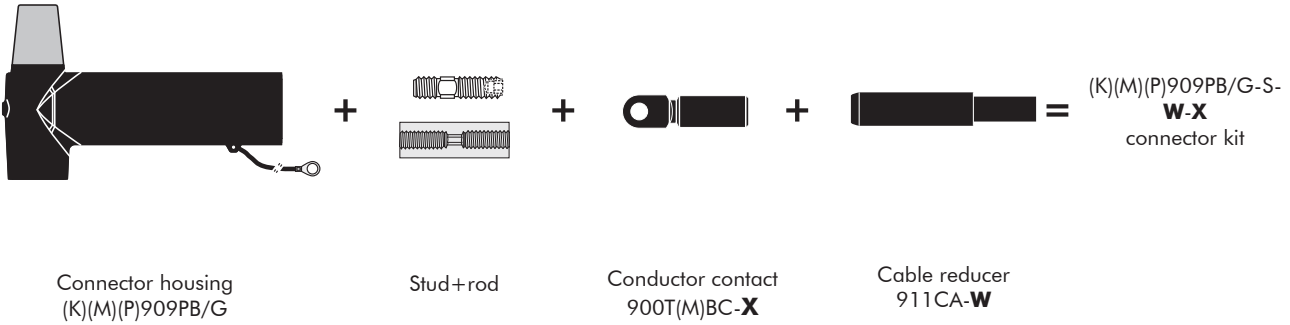
Separable connector type	Voltage U_m (kV)	Current I_r (A)	Conductor sizes (mm ²)	
			min	max
909PB/G	12	630 - 1250 - 2500	500	1200
K909PB/G	24	630 - 1250 - 2500	400	1200
M909PB/G	36	630 - 1250 - 2500	240	1200
P909PB/G	42	630 - 1250	240	1200

05/2017

KIT CONTENTS

The complete (K)(M)(P)909PB/G tee connector kit comprises the following components:

The kit also comprises silicone grease, field control mastic, gloves, roll adhesive tape, installation instructions and crimp chart.



ORDERING INSTRUCTIONS

To order the tee connector, select the ordering part number which gives the best centring of the core insulation diameter and substitute **X** using table X, according to the conductor size and type. Add a 'K' for use up to 24 kV, add an 'M' for use up to 36 kV, add a 'P' for use up to 42 kV.

EXAMPLE:

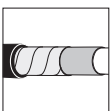
The copper wire screened cable is 36 kV, 1000 mm² stranded aluminium with a diameter over core insulation of 52 mm. Order M909PB/G-S-43-1000AL1 tee connector kit.

TABLE W

Ordering part number	Dia. over core insulation (mm)	
	min	max
909PB/G-S-32-X	35	43
909PB/G-S-37-X	40	48
909PB/G-S-43-X	46	54
909PB/G-S-50-X	53	59
909PB/G-S-53-X	56	62
909PB/G-S-56-X	59	65
909PB/G-S-59-X	62	68

TABLE X

Conductor sizes (mm ²)	Aluminium conductor		Aluminium and copper conductor	Copper conductor
	Deep indent	DIN hexagonal	Bolted	DIN hexagonal
240	240AL1	240AL2	240.300UN5	240CU2
300	300AL1	300AL2		300CU2
400	400AL1	400AL2		400CU2
500	500AL1	500AL2	400.630UN5	500CU2
630	630AL1	630AL2		630CU2
800	800AL1	-	800.1000UN5	800CU2
1000	1000AL1	-		1000CU2
1200	1200AL1	-	On request	-



For use with copper tape screened cables. Order: Kit MT.



For use in potentially explosive atmospheres (for 12 kV max). Add -/ATEX to part number.



For use with other cable types. Please contact our representative.



For applications outdoors and in humid climate. Order: +MWS.



Components can be ordered individually.



When installed on an appropriate equipment bushing: 2500 A in dual cable arrangement