

APPLICATION

Separable tee shape connector designed to connect polymeric insulated cable to equipment (transformers, switchgear, motors, ...).

Also connects cable to cable when using the appropriate mating parts.

TECHNICAL CHARACTERISTICS

- The thick conductive EPDM jacket provides a total safe to touch screen which ensures safety for personnel.
- Each separable connector is tested for AC withstand and partial discharge prior to leaving the factory.

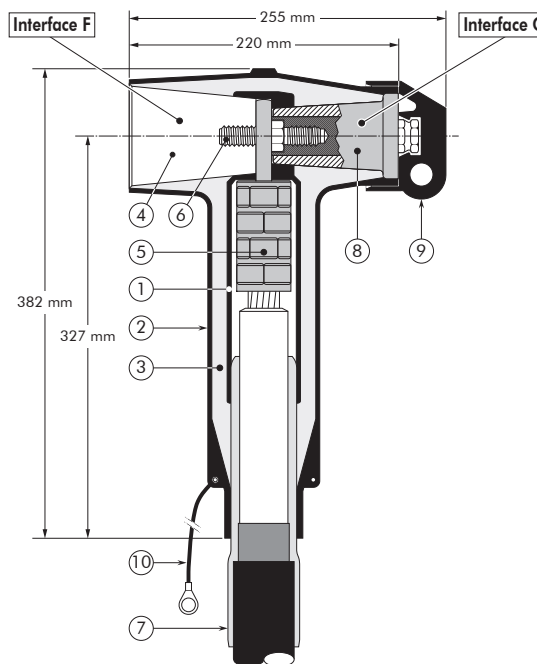


DESIGN

Separable connector comprising:

1. Conductive EPDM insert.
2. Conductive EPDM jacket.
3. Insulating EPDM layer moulded between the insert and the jacket.
4. Type F interface as described by CENELEC EN 50180 and 50181.
5. Conductor connector.
6. Clamping screw.
7. Cable reducer.
8. Basic insulating plug (with VD point), type C interface as described by CENELEC EN 50180 and 50181.
9. Conductive rubber cap.
10. Earthing lead.

The screen break design enables cable outer sheath testing without removing or dismantling the connector.



6/10 (12) kV
6.35/11 (12) kV
8.7/15 (17.5) kV
12/20 (24) kV
12.7/22 (24) kV
18/30 (36) kV
20.8/36 (42) kV

Up to 42 kV - 2500 A

EUROMOLD®

SPECIFICATIONS AND STANDARDS

The 944TB/G separable connector meets the test requirements of CENELEC HD 629.1.

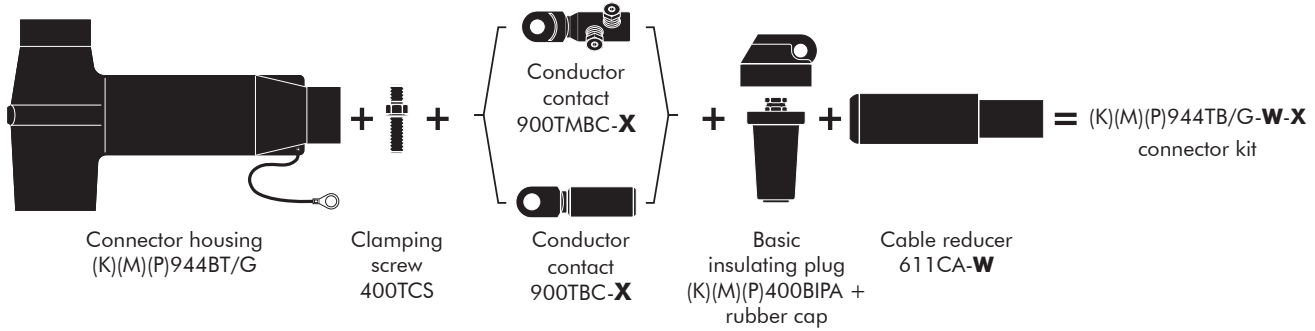
Separable connector type	Voltage U_m (kV)	Current I_r (A)	Conductor sizes (mm ²)	
			min	max
944TB/G	12	2500	95	630
K944TB/G	24	2500	95	630
M944TB/G	36	2500	95	630
P944TB/G	42	1250	95	630

08/2020

KIT CONTENTS

The complete tee connector kit comprises the following components:

The kit also comprises lubricant, wipers, installation instructions and crimp chart.



ORDERING INSTRUCTIONS

To order the tee connector, select the ordering part number which gives you the best centring of your core insulation diameter and substitute **X** using table X, according to your conductor size and type. Add a 'K' for use up to 24 kV, add an 'M' for use up to 36 kV, add a 'P' for use up to 42 kV.

TABLE W

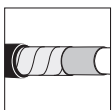
Ordering part number	Dia. over core insulation (mm)	
	min	max
944TB/G-15-X	16.0	22.0
944TB/G-19-X	20.0	26.5
944TB/G-22-X	23.5	31.0
944TB/G-27-X	28.5	37.5
944TB/G-32-X	34.0	42.5
944TB/G-37-X	39.0	48.5
944TB/G-43-X	45.5	56.0

EXAMPLE:

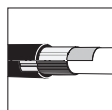
The copper wire screened cable is 24 kV, 630 mm² stranded aluminium with a diameter over core insulation of 44.0 mm. Order a K944TB/G-37-630AL2 tee connector kit.

TABLE X

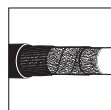
Conductor sizes (mm ²)	Aluminium conductor		Aluminium and copper conductor	Copper conductor
	DIN hexagonal	Deep indent	Bolted	DIN hexagonal
95	95BI2	95BI1	50.150UN5 70.240UN5 120.300UN5 185.400UN5 400.630UN5	95CU2
120	120BI2	120BI1		120CU2
150	150BI2	150BI1		150CU2
185	185BI2	185BI1		185CU2
240	240BI2	240BI1		240CU2
300	300BI2	300BI1		300CU2
400	400BI2	400BI1		400CU2
500	500BI2	500BI1		500CU2
630	630BI2	630BI1	630CU2	



For use with copper tape screened cables. Order: Kit MT.



For use with Alupe or C 33-226 cables. Please contact our representative.



For use with fabric tape (graphite) screened cables. Order additional semi-conductive tape (type TSC).



For use with other cable types. Please contact our representative.



For applications outdoors and in humid climate. Order: +MWS.



Components can be ordered individually.