

APPLICATION

A kit of 3 terminations for use outdoors and exposed to prolonged sunshine and other weather conditions.

To connect polymeric insulated cable to equipment and for the outdoor terminating on to overhead lines or busbars.



DESIGN

Outdoor termination comprising:

1. Cable lug (not included in the standard kit).
2. Water sealing mastic.
3. Sheds which can be installed upwards or down.
4. Silicone tube with sheds.
5. Silicone tube.
6. Stress control mastic.
7. Conductive EPDM ring.

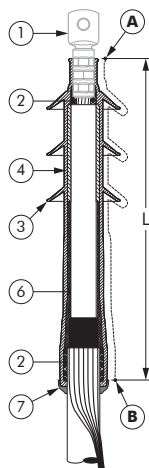


Fig. 1

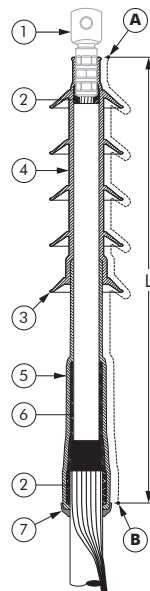


Fig. 2

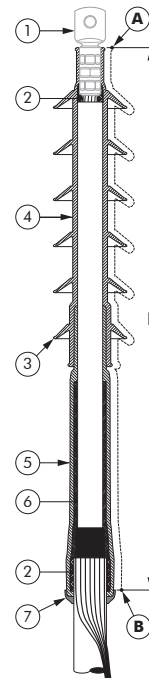


Fig. 3

6/10 (12) kV
6.35/11 (12) kV
8.7/15 (17.5) kV
12/20 (24) kV
12.7/22 (24) kV

Up to 24 kV

SPECIFICATIONS AND STANDARDS

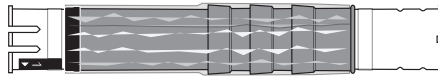
Meets the requirements of CENELEC HD 629.1.

Termination type	Voltage U_m (kV)	Creepage distance A-B (mm)	Strike distance "L" (mm)	Diameter over core insulation (mm)		Number of sheds	Conductor sizes (mm ²)		Fig. no.
				min	max		min	max	
OTK 212	12	420	300	14	33	3	50	400	1
OTK 312	12	890	650	30	50	6	500	1000	3
OTK 224	24	600	400	19	33	5	50	240	2
OTK 324	24	890	650	30	50	6	300	630	3

KIT CONTENTS


The complete OTK termination kit comprises the following components:

The kit also comprises water sealing mastic and installation instructions.



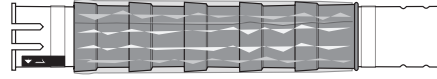
3 x Factory pre-assembled silicone tubes comprising stress relief and sealing mastic.

= 3 x OTK 212 termination kit



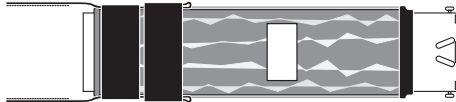
3 x Factory pre-assembled silicone tubes comprising stress relief and sealing mastic.

+



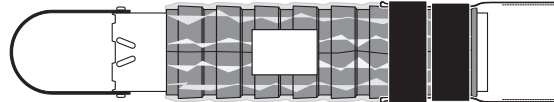
3 x Silicone tube with 5 sheds

= 3 x OTK 224 termination kit



3 x Factory pre-assembled silicone tubes comprising stress relief and sealing mastic.

+



3 x Silicone tube with 6 sheds

= 3 x OTK 312 or 3 x OTK 324 termination kit

ORDERING INSTRUCTIONS

Select the part number corresponding to both the system voltage and the cable insulation diameter in mm.

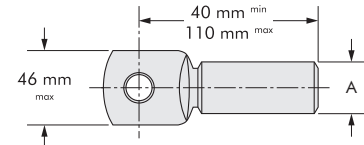
EXAMPLE:

The copper wire screened cable is 24 kV, 150 mm² stranded aluminium.

The diameter over core insulation is 26.2 mm.

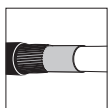
Order a 3 x OTK 224 termination kit.

Ordering part number	Voltage U _m (kV)	Diameter over core insulation (mm)		Conductor sizes (mm ²)	
		min	max	min	max
3 x OTK 212	12	14	33	50	400
3 x OTK 312	12	30	50	500	1000
3 x OTK 224	24	19	33	50	240
3 x OTK 324	24	30	50	300	800

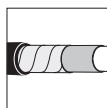


All commercialised European standard cable lugs can be used.


Cable lugs should be within the dimensions specified (not applicable for OTK 312 and OTK 324).



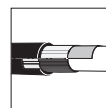
For use with copper wire screened cables. No earthing device is necessary.



For use with copper tape screened cables. Also order a Kit MT.



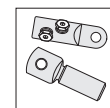
If the cable lug barrel diameter (A) is less than 20 mm: order a rubber adapting sleeve.



For use with Alupe or C 33-226 cables. Please contact our representative.



For use with three-core cables: see T-OTK.



Can be supplied with all common types of cable lugs.